

Scaled data based on original data using  
LM-79-08 Approved Method: Electrical and Photometric Measurements of Solid-  
State Lighting Products

Test Report Prepared for  
Cooper Lighting Solutions  
(formerly Eaton)

Brand: McGRAW-EDISON

Report Number: P386758

Luminaire Tested: **GWC-SA2C-722-U-T2-HSS**

Issue Date: 3/3/2020

**Test Information**

Test Method: LM-79-08  
Report Number: P386758  
TEST IS SCALED FROM IESNA LM-79-08 TEST DATA (G2-1903-205-13)  
Test Lab: INNOVATION CENTER  
Issue Date: 3/3/2020  
Manufacturer: COOPER LIGHTING SOLUTIONS (FORMERLY EATON)  
Product Line: MCGRAW-EDISON  
Catalog Number: GWC-SA2C-722-U-T2-HSS  
Description: GALLEON WALL LUMINAIRE  
(2) 70 CRI, 2200K, 1050mA LIGHTSQUARES WITH 16 LEDS EACH AND TYPE II OPTICS WITH HOUSE SIDE SHIELD  
Light Source: -  
Ballast/Driver: ELECTRONIC DRIVER

**Summary**

Lumens per Lamp: N/A  
Luminaire Lumens: 7719 lumens  
Efficiency: N/A  
Efficacy: 69.5 lumens/watt  
Luminous Opening: Rectangular (W 1' x L: 0.5' x H: 0')  
IES Classification: Type II - Medium  
BUG Rating: B1 - U0 - G2

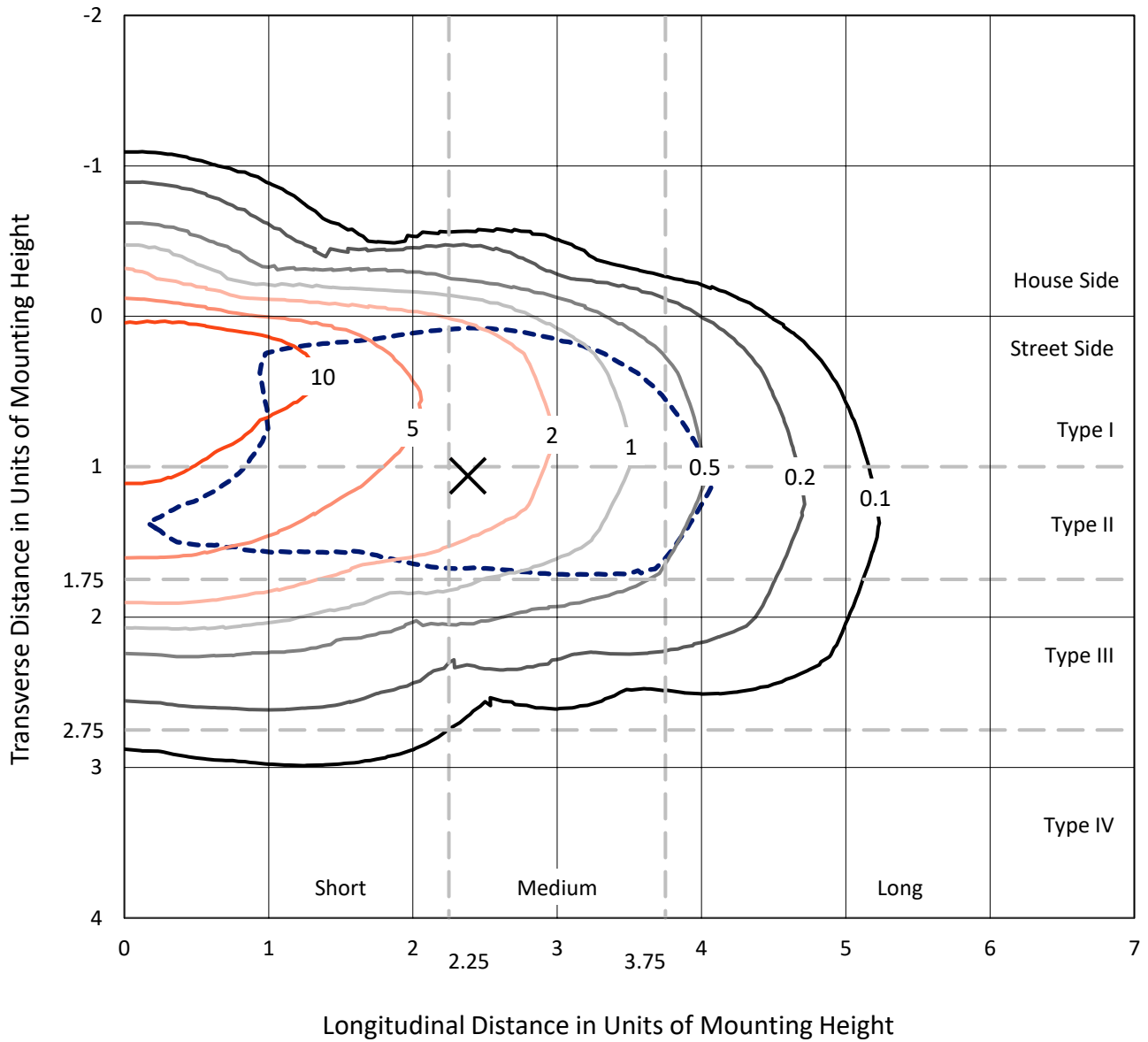
Input Watts (W): 111  
Input Voltage (V): NR  
Input Current (A<sub>in</sub>): NR  
Voltage Rise (V): NR  
Power Factor: NR  
Total Harmonic Distortion (THDi): NR  
Frequency (hertz): 60  
Stabilization Time: NR  
Operation Time: NR  
Ambient Temperature (°C): NR  
Test Distance: 24 FT



REPORT NUMBER: P386758  
 CATALOG NUMBER: GWC-SA2C-722-U-T2-HSS

### Iso-Footcandle Lines of Horizontal Illumination

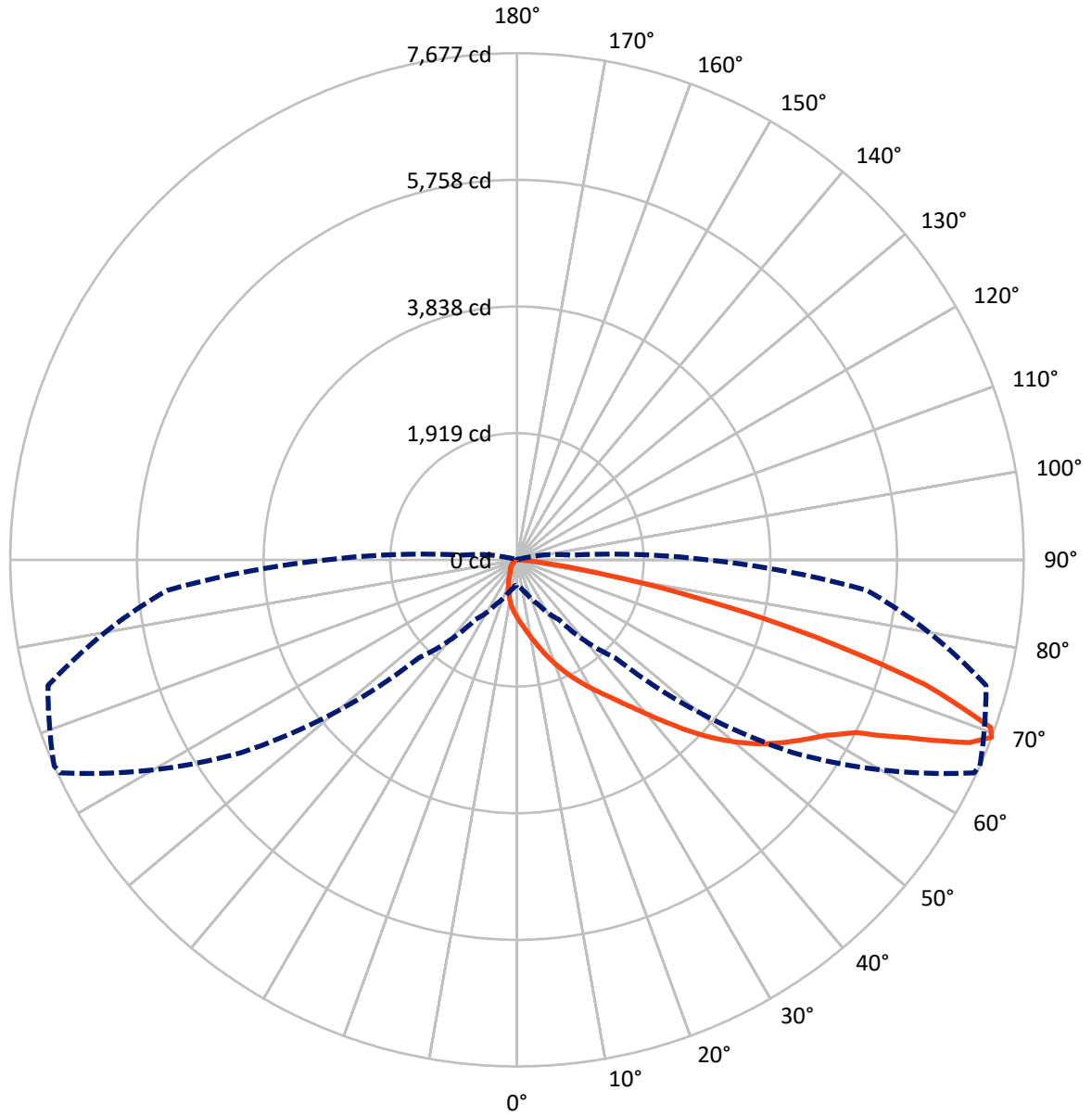
✕ Max cd  
 - - - 1/2 Max cd



Based on 10 foot mounting height. Maximum calculated value = 14.5 fc  
 Type II - Medium - N/A

REPORT NUMBER: P386758  
CATALOG NUMBER: GWC-SA2C-722-U-T2-HSS

### Luminous Intensity Polar Plot



— Vertical Plane Through 66-Deg Lateral    - - - Horizontal Cone Through 69-Deg Vertical

REPORT NUMBER: P386758

CATALOG NUMBER: GWC-SA2C-722-U-T2-HSS

**FLUX DISTRIBUTION:**

		Downward	Upward	Total
<b>House Side</b>	Lumens	463.0	0.0	463.0
	% Fixture	6.0	0.0	6.0
<b>Street Side</b>	Lumens	7256.0	0.0	7256.0
	% Fixture	94.0	0.0	94.0
<b>Total</b>	Lumens	7719.0	0.0	7719.0
	% Fixture	100.0	0.0	100.0

**ZONAL LUMENS:**

Zone	Lumens	% Fixture
0°-10°	84.9	1.1
10°-20°	252.7	3.3
20°-30°	440.1	5.7
30°-40°	772.1	10.0
40°-50°	1292.4	16.7
50°-60°	1899.7	24.6
60°-70°	1950.5	25.3
70°-80°	962.9	12.5
80°-90°	63.7	0.8
90°-100°	0.0	0.0
100°-110°	0.0	0.0
110°-120°	0.0	0.0
120°-130°	0.0	0.0
130°-140°	0.0	0.0
140°-150°	0.0	0.0
150°-160°	0.0	0.0
160°-170°	0.0	0.0
170°-180°	0.0	0.0
0°-90°	7719.0	100.0
0°-180°	7719.0	100.0

**Coefficient of Utilization**



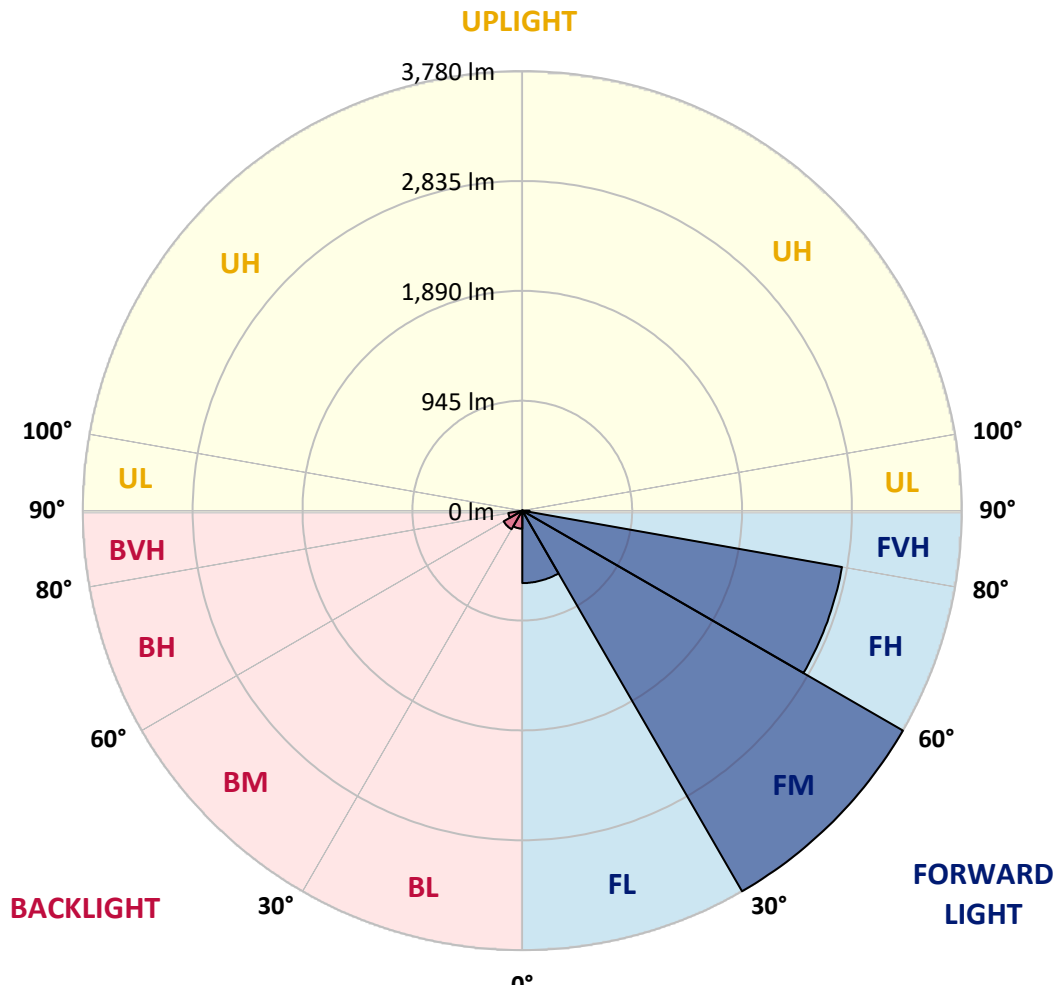
REPORT NUMBER: P386758

CATALOG NUMBER: GWC-SA2C-722-U-T2-HSS

**LUMINAIRE CLASSIFICATION SYSTEM LUMEN TABLE AND BUG RATING:**

Zone	Lumens	% Fixture	Zone Rating/Lumen Limit		
			B	U	G
FL (0°-30°)	622.8	8.1			
FM (30°-60°)	3779.6	49.0			
FH (60°-80°)	2791.4	36.2			G2/5000
FVH (80°-90°)	62.1	0.8			G1/100
BL (0°-30°)	154.9	2.0	B1/500		
BM (30°-60°)	184.6	2.4	B0/220		
BH (60°-80°)	122.0	1.6	B1/500		G1/500
BVH (80°-90°)	1.5	0.0			G0/10
UL (90°-100°)	0.0	0.0		U0/0	
UH (100°-180°)	0.0	0.0		U0/0	

**BUG Rating: B1-U0-G2**  
 Type II Medium





REPORT NUMBER: P386758

CATALOG NUMBER: GWC-SA2C-722-U-T2-HSS

**CANDELA DISTRIBUTION (FULL):**

	0°	5°	15°	25°	35°	45°	55°	65°	66°	75°	85°
0°	878.4	878.4	878.4	878.4	878.4	878.4	878.4	878.4	878.4	878.4	878.4
2.5°	1033.9	1029.5	1027.7	1019.6	1005.7	995.0	974.5	950.7	946.3	923.2	894.9
5°	1168.1	1164.4	1161.9	1150.5	1136.2	1109.4	1072.0	1027.7	1019.2	975.2	918.8
7.5°	1261.6	1268.2	1268.2	1260.8	1242.9	1222.7	1176.9	1116.4	1105.8	1038.3	950.7
10°	1316.2	1324.3	1330.5	1336.7	1334.2	1326.1	1282.8	1214.6	1201.8	1112.4	987.7
12.5°	1321.3	1329.4	1347.0	1373.0	1398.3	1416.7	1389.5	1323.5	1308.9	1198.1	1031.7
15°	1292.7	1301.2	1328.3	1378.9	1440.1	1493.7	1502.5	1444.2	1429.1	1300.4	1086.7
17.5°	1242.9	1248.4	1287.2	1357.3	1453.3	1551.6	1604.7	1573.6	1559.6	1417.4	1147.9
20°	1205.8	1209.9	1244.0	1319.1	1445.3	1587.9	1701.5	1711.1	1696.4	1542.8	1214.3
22.5°	1269.3	1276.6	1277.7	1313.3	1423.3	1605.8	1786.6	1846.4	1835.4	1675.9	1279.5
25°	1442.7	1451.1	1423.3	1401.3	1442.0	1613.9	1859.6	1984.9	1976.1	1819.2	1345.2
27.5°	1671.8	1680.6	1644.7	1579.1	1539.8	1644.3	1924.4	2125.7	2125.4	1971.0	1415.9
30°	1896.9	1905.7	1869.1	1803.5	1713.3	1730.5	1980.5	2273.1	2275.3	2127.6	1491.1
32.5°	2133.1	2144.1	2106.3	2022.0	1927.7	1879.3	2059.4	2421.2	2433.7	2309.0	1575.8
35°	2401.4	2402.9	2349.7	2261.4	2152.9	2078.4	2185.9	2587.3	2617.0	2533.8	1683.2
37.5°	2664.7	2675.3	2631.7	2492.4	2392.6	2308.3	2373.9	2794.8	2837.0	2808.4	1823.6
40°	2859.7	2882.1	2875.9	2725.5	2630.9	2570.8	2607.5	3041.6	3095.1	3128.1	2000.7
42.5°	2982.2	2999.0	3027.6	2937.1	2851.3	2861.2	2883.2	3329.0	3395.0	3492.5	2204.2
45°	3122.6	3130.7	3154.5	3114.5	3056.6	3156.3	3175.8	3652.7	3722.0	3884.5	2430.0
47.5°	3294.2	3313.2	3319.8	3283.2	3256.8	3417.4	3457.7	3947.1	4044.3	4304.2	2669.1
50°	3512.7	3517.8	3529.2	3505.4	3479.0	3641.7	3710.7	4256.2	4344.6	4725.5	2904.8
52.5°	3726.4	3744.8	3784.4	3769.3	3758.7	3832.8	3936.1	4534.9	4633.5	5076.7	3140.2
55°	3788.0	3803.8	3940.5	4034.0	4120.6	4068.1	4151.7	4784.5	4891.2	5390.6	3366.8
57.5°	3542.0	3573.9	3810.8	4054.2	4413.1	4434.0	4448.0	5040.8	5136.5	5631.1	3602.5
60°	2920.2	2926.4	3315.1	3732.7	4364.7	4753.4	4880.6	5316.1	5396.4	5855.1	3884.8
62.5°	1857.4	1920.8	2347.2	2936.7	3852.9	4707.2	5403.8	5732.6	5762.0	6123.8	4289.6
65°	884.7	925.7	1233.0	1814.5	2790.8	4115.8	5764.9	6486.1	6499.3	6656.5	4830.4
67.5°	489.8	509.6	655.9	976.7	1631.5	2910.7	5619.0	7378.4	7390.9	7200.6	5304.8
69°	383.1	400.0	515.1	736.2	1106.1	2092.0	5084.8	7639.8	7676.9	7356.4	5321.6
70°	325.2	341.7	443.6	621.8	889.4	1616.5	4526.1	7575.0	7614.2	7341.8	5195.9
72.5°	199.1	208.6	295.5	437.8	596.1	813.2	2791.2	6406.1	6472.5	6734.6	4465.6
75°	134.2	139.3	184.8	302.1	426.4	418.7	1450.0	4515.4	4659.1	5238.8	3298.2
77.5°	96.1	100.8	123.9	195.4	298.8	276.4	656.6	2806.2	2837.0	3142.0	1798.7
80°	54.6	59.0	87.6	116.2	202.7	184.4	261.0	1340.4	1355.8	1347.4	600.5
82.5°	28.6	32.3	48.0	76.6	130.2	120.6	108.5	448.8	451.0	375.1	131.6
85°	5.5	6.6	23.8	52.4	67.1	52.4	44.4	105.2	107.4	95.0	32.6
87.5°	0.0	0.4	9.5	11.7	13.2	13.6	14.3	20.5	22.0	29.7	8.8
90°	0.0	0.0	0.0	0.0	0.0	0.0	0.0	0.0	0.0	0.0	0.0



REPORT NUMBER: P386758  
 CATALOG NUMBER: GWC-SA2C-722-U-T2-HSS

**CANDELA DISTRIBUTION (continued):**

	90°	95°	105°	115°	125°	135°	145°	155°	165°	175°	180°
0°	878.4	878.4	878.4	878.4	878.4	878.4	878.4	878.4	878.4	878.4	878.4
2.5°	882.5	869.3	844.0	814.7	791.9	769.6	752.0	733.6	727.0	723.7	723.4
5°	891.3	863.4	809.9	754.9	709.8	667.3	636.8	607.9	594.3	588.1	585.5
7.5°	905.9	861.2	775.1	691.1	626.2	573.0	530.9	499.4	483.6	477.0	474.4
10°	923.2	858.3	734.4	623.6	540.8	485.8	444.0	412.8	395.6	388.3	384.6
12.5°	943.3	853.1	687.4	555.4	467.8	412.8	362.2	323.7	303.9	295.5	291.5
15°	968.3	848.0	638.3	491.3	403.7	336.6	281.2	255.2	251.1	249.7	250.0
17.5°	992.8	840.0	584.8	427.9	336.2	262.9	234.6	233.2	233.9	233.9	233.9
20°	1014.8	821.6	526.5	373.6	272.0	221.8	215.9	213.4	211.5	210.1	208.2
22.5°	1032.1	797.1	470.4	319.7	222.2	203.1	193.9	185.9	179.3	174.9	172.7
25°	1043.8	764.4	419.1	268.0	199.8	184.8	168.3	154.7	144.5	138.2	135.7
27.5°	1052.6	729.2	373.2	224.4	184.4	163.5	141.9	125.8	115.1	109.6	107.4
30°	1058.8	689.3	332.9	197.2	167.2	141.2	118.1	102.3	94.6	91.7	90.2
32.5°	1064.7	644.9	294.8	184.4	151.1	120.6	99.0	86.9	82.1	78.5	77.4
35°	1079.4	603.8	258.5	170.8	134.6	103.0	85.1	76.3	71.5	69.3	68.6
37.5°	1114.2	573.4	223.6	156.9	118.1	89.1	74.4	68.2	63.8	61.6	60.9
40°	1170.3	558.0	194.3	141.9	101.9	78.5	67.5	61.6	56.8	53.5	52.8
42.5°	1252.8	560.2	173.8	126.9	89.1	70.0	60.9	53.9	48.8	45.8	45.1
45°	1352.9	576.3	159.5	112.2	78.5	63.4	53.5	46.2	41.4	38.9	38.1
47.5°	1461.4	602.4	147.8	99.0	70.0	57.2	46.2	38.5	34.5	32.3	31.9
50°	1575.8	627.7	135.7	86.2	62.7	51.0	38.9	31.9	28.6	26.8	26.0
52.5°	1691.6	657.0	124.7	74.4	56.5	43.6	32.3	26.0	23.5	22.0	21.3
55°	1816.3	679.0	114.0	65.3	50.2	37.0	26.8	21.6	19.4	17.6	17.2
57.5°	1962.9	713.1	103.0	56.5	42.9	30.8	22.0	17.2	15.4	13.6	13.2
60°	2160.9	753.1	91.3	49.9	35.2	25.3	18.0	13.9	11.7	10.3	9.9
62.5°	2422.0	797.4	76.6	43.6	28.6	20.5	14.3	11.0	8.4	6.6	6.6
65°	2753.0	869.6	62.7	36.7	23.5	16.9	11.0	8.1	4.8	2.9	2.9
67.5°	2946.2	882.1	50.6	30.1	19.1	14.3	9.2	5.5	1.5	0.4	0.0
69°	2884.3	809.9	42.9	25.7	16.5	13.6	8.4	4.0	0.7	0.0	0.0
70°	2767.7	740.6	37.8	22.7	15.0	12.8	8.1	2.9	0.7	0.0	0.0
72.5°	2287.0	527.2	28.6	16.9	11.0	11.4	7.3	1.8	0.7	0.0	0.0
75°	1666.0	320.4	20.5	11.7	7.0	8.4	5.1	0.7	0.4	0.0	0.0
77.5°	926.8	151.1	12.8	6.6	4.4	5.1	2.6	0.0	0.0	0.0	0.0
80°	301.0	41.1	5.9	3.7	2.6	2.9	1.1	0.0	0.0	0.0	0.0
82.5°	55.7	11.7	3.3	1.8	0.7	0.7	0.0	0.0	0.0	0.0	0.0
85°	12.1	4.8	1.8	0.7	0.0	0.0	0.0	0.0	0.0	0.0	0.0
87.5°	4.0	1.5	0.4	0.0	0.0	0.0	0.0	0.0	0.0	0.0	0.0
90°	0.0	0.0	0.0	0.0	0.0	0.0	0.0	0.0	0.0	0.0	0.0



Signify Classified - Internal  
Cooper Lighting Solutions Photometric Lab  
1121 Highway 74 South  
Peachtree City, GA 30269

Scaled Data Report



Report Generated By 670245982

Signify Classified - Internal  
Cooper Lighting Solutions Photometric Lab  
1121 Highway 74 South  
Peachtree City, GA 30269

Scaled Data Report



Signify Classified - Internal  
Cooper Lighting Solutions Photometric Lab  
1121 Highway 74 South  
Peachtree City, GA 30269

Scaled Data Report



Signify Classified - Internal  
Cooper Lighting Solutions Photometric Lab  
1121 Highway 74 South  
Peachtree City, GA 30269

Scaled Data Report





--- HS — SS

Signify Classified - Internal  
Cooper Lighting Solutions Photometric Lab  
1121 Highway 74 South  
Peachtree City, GA 30269

Scaled Data Report



u

Signify Classified - Internal  
Cooper Lighting Solutions Photometric Lab  
1121 Highway 74 South  
Peachtree City, GA 30269

Scaled Data Report



Signify Classified - Internal  
Cooper Lighting Solutions Photometric Lab  
1121 Highway 74 South  
Peachtree City, GA 30269

Scaled Data Report



(END OF REPORT)